
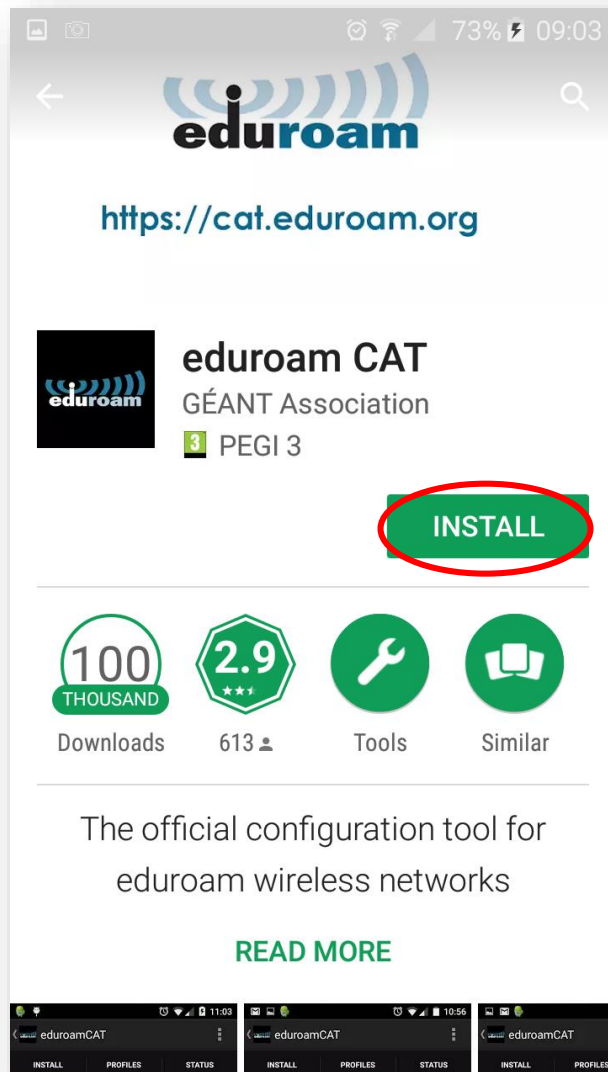
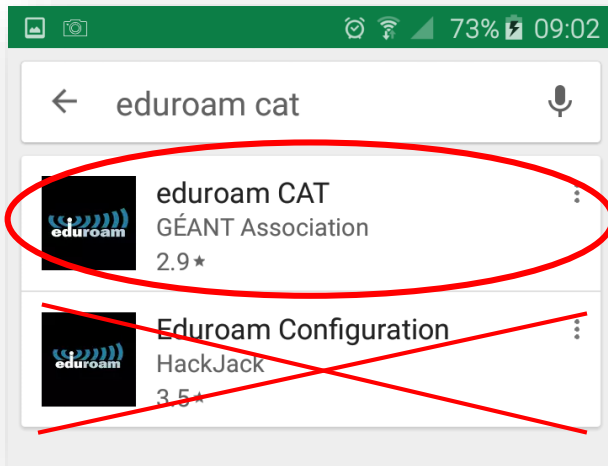


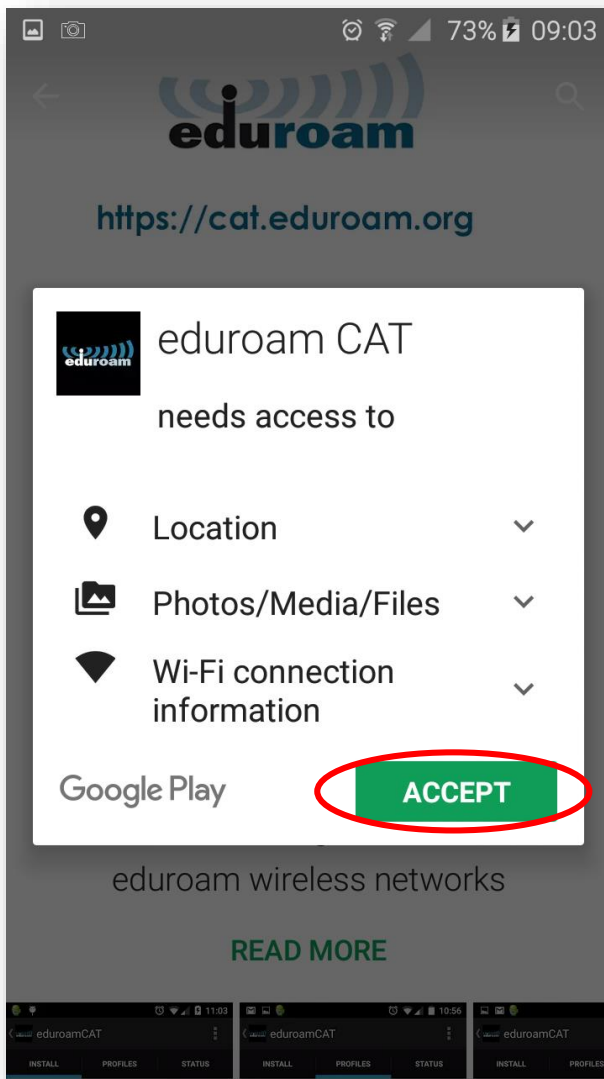
Install Eduroam on Android using Play Store

- Open “parameters” of your smartphone and on Wi-Fi list, disable the Wifi EDUROAM (*long press on EDUROAM and press “forget network”*)




- Open Play Store and search for Eduroam CAT

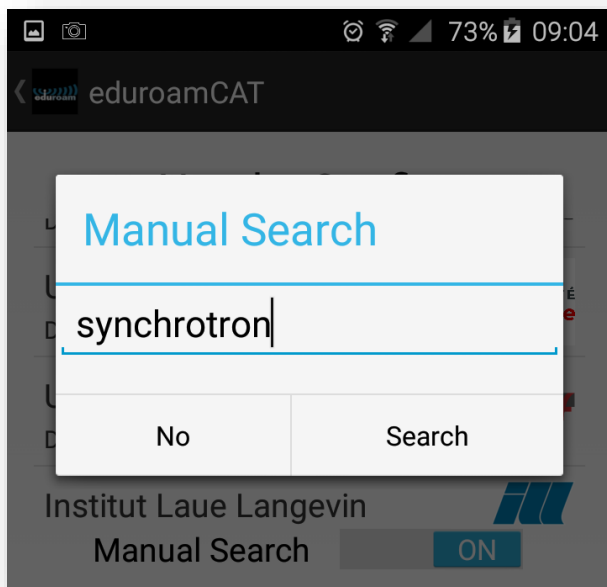




NOTE: if a pop up ask for payment (paypal..) just press "Discard"




NOTE: If you don't see European Synchrotron on the list, activate the "Manual Search" by pressing the "OFF" button



Type "Synchrotron"
(not "ESRF")

NOTE: Be patient! The search



Install Configuration File

Configuration File Summary

Provider Name: **European Synchrotron Radiation Facility Grenoble**
Description: **Available EduRoam Profiles for ESRF staff members**

Install Profile

Are you sure you want to install the profile?

No Yes

Authentication Server: **eduroam.esrf.fr**
Certificate CN: **CN=DigiCert Assured ID Root CA**

Authentication Method #2

EAP Method Type: **25/PEAP**
Inner EAP Method Type: **26/MSCHAPv2**

Discard Install

Install Configuration File

Configuration File Summary

Provider Name: **European Synchrotron Radiation Facility Grenoble**
Description: **Available EduRoam Profiles for ESRF staff members**

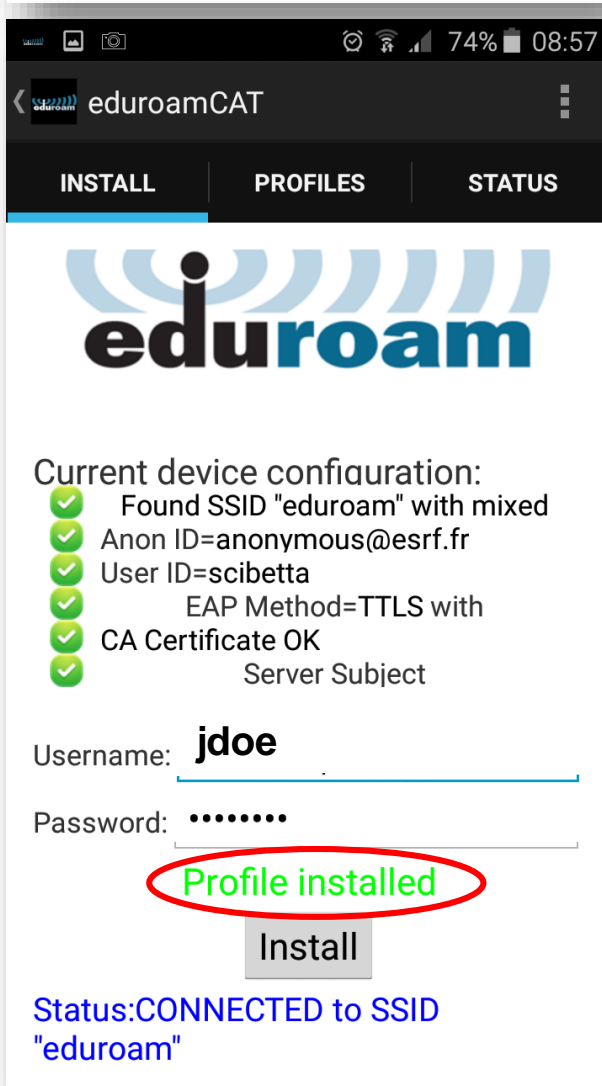
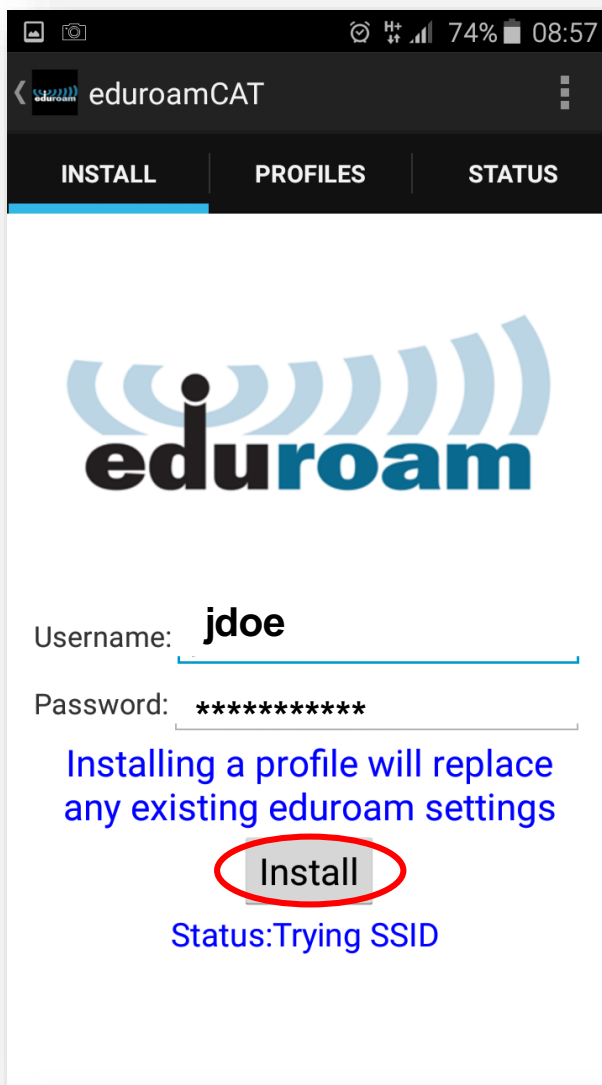
Authentication Method #1

EAP Method Type: **21/TTLS**
Inner EAP Method Type: **26/MSCHAPv2**
Authentication Server: **anonymous@esrf.fr**
Authentication Server: **eduroam.esrf.fr**
Certificate CN: **CN=DigiCert Assured ID Root CA**

Authentication Method #2

EAP Method Type: **25/PEAP**
Inner EAP Method Type: **26/MSCHAPv2**

Discard Install



TIPS:

- The button “Install” is not accessible

Installer

=> Click on “profiles” and press “Manual Search”

